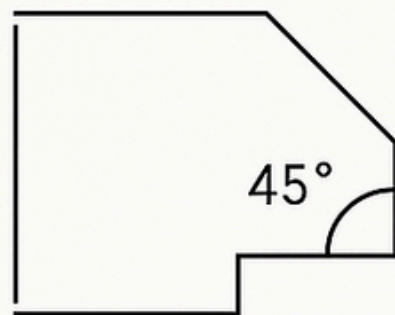




Beveled Edge

A 45° angled edge



Thickness: 3 cm
Category: Standard



Bullnose Edge

A fully rounded edge



Thickness: 3 cm
Category: Standard

Chiseled Edge




Special

Rustic, natural look with a rough, uneven finish



DOUBLE OGEE EDGE



3 cm

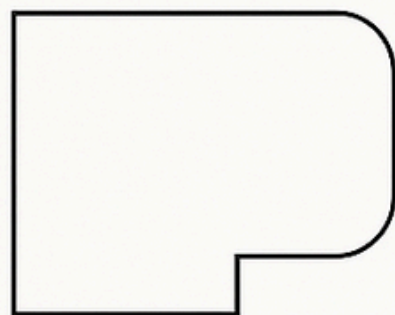
An elegant edge with two curves forming an S-shaped profile.

PREMIUM



Eased Edge

A straight, slightly soffened edge

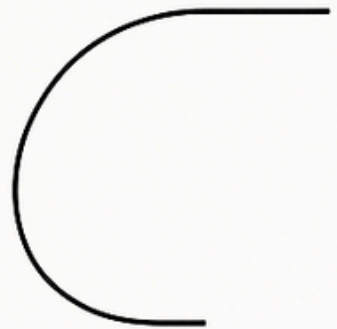


Thickness: 3 cm
Category: Standard



Full Bullnose

Fully rounded smooth edge
profile



Thickness: 3 cm
Category: Standard



FULL BULLNOSE EDGE



A rounded edge with a fully curved profile.



3 cm

POPULAR



Half Bullnose

Rounded at the top, flat at bottom



Thickness: 3 cm
Category: Standard

FULL BULLNOSE EDGE



A rounded edge with a fully curved profile.



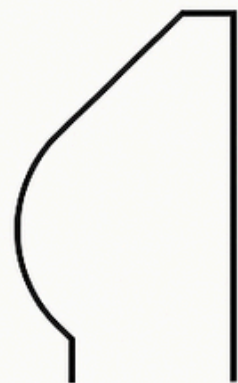
3 cm

POPULAR




Half Bullnose

Rounded at the top, flat at bottom



Thickness: 3 cm
Category: Standard



HALF BULLNOSE

THICKNESS: 3 CM

CATEGORY: PREMIUM

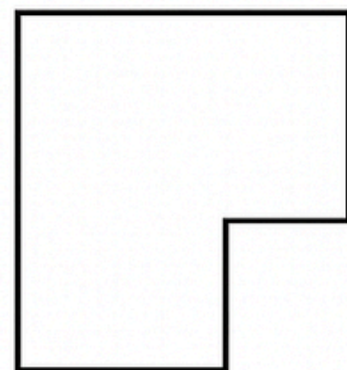
A half bullnose edge is rounded on the top with a flat bottom.

LAMINATED EDGE (BUILT-UP)



3 cm thickness

Standard edge made by bonding
two pieces of stone together
to create a thicker look



PREMIUM



MITERED EDGE

THICKNESS: 3 CM

CATEGORY: PREMIUM

A mitered edge combines two pieces at a 45-degree angle, mimicking a thick appearance.



Ogee

An elegant S-shaped curve

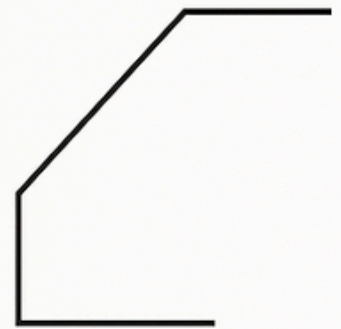


Thickness: 3 cm
Category: Standard



Quarter Bevel

Small 45° cut on the top edge



Thickness: 3 cm
Category: Standard

COUNTERTOP PROFILES



EASED
ON EASED



MITRED



CHISELED



HALF
BEVEL ON
EASED



HALF ROUND
ON EASED



QUARTER
ROUND



EASED



OGEE



HALF
ROUND



HALF
BEVEL



TRIPLE
PENCIL



COVE
OGEE



OGEE ON
EASED EDGE



OGEE ON
HALF ROUND
EDGE



OGEE ON
INVERTED
OGEE



OGEE ON
OGEE SHIFTED
EDGE



OGEE ON
QUARTER
ROUND EDGE



QUARTER ROUND
ON HALF
ROUND EDGE



TRIPLE PENCIL
ON HALF
ROUND EDGE



OGEE ON
OGEE EDGE